

Blackboard eLearning & Collaborate

How to access Blackboard eLearning Courses

1) GO TO THE BLACKBOARD WEBSITE

Blackboard eLearn can be accessed from home by visiting <http://elearn.eq.edu.au>

Blackboard can be accessed using Microsoft Edge, Firefox or Safari, but will not work when using Internet Explorer or the latest version of Google Chrome (v80).

2) LOGIN WITH YOUR STUDENT ACCOUNT DETAILS



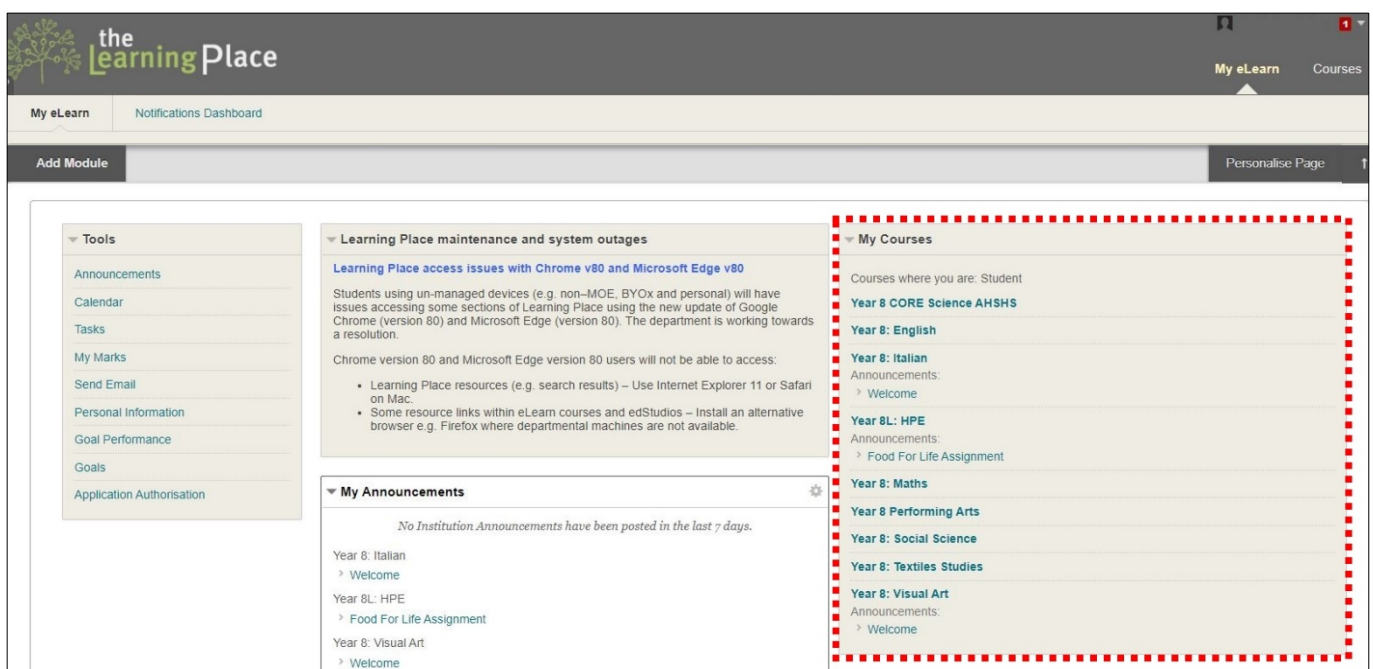
Logon ID

Password

[Change my password](#)

3) SELECT COURSE

You'll find all of your available courses on the right hand side of the page. Click on your course to enter it.



the learning Place

My eLearn Notifications Dashboard

Add Module Personalise Page

Tools

- Announcements
- Calendar
- Tasks
- My Marks
- Send Email
- Personal Information
- Goal Performance
- Goals
- Application Authorisation

Learning Place maintenance and system outages

Learning Place access issues with Chrome v80 and Microsoft Edge v80

Students using un-managed devices (e.g. non-MOE, BYOX and personal) will have issues accessing some sections of Learning Place using the new update of Google Chrome (version 80) and Microsoft Edge (version 80). The department is working towards a resolution.

Chrome version 80 and Microsoft Edge version 80 users will not be able to access:

- Learning Place resources (e.g. search results) – Use Internet Explorer 11 or Safari on Mac.
- Some resource links within eLearn courses and edStudios – Install an alternative browser e.g. Firefox where departmental machines are not available.

My Announcements

No Institution Announcements have been posted in the last 7 days.

- Year 8: Italian
 - › Welcome
- Year 8L: HPE
 - › Food For Life Assignment
- Year 8: Visual Art
 - › Welcome

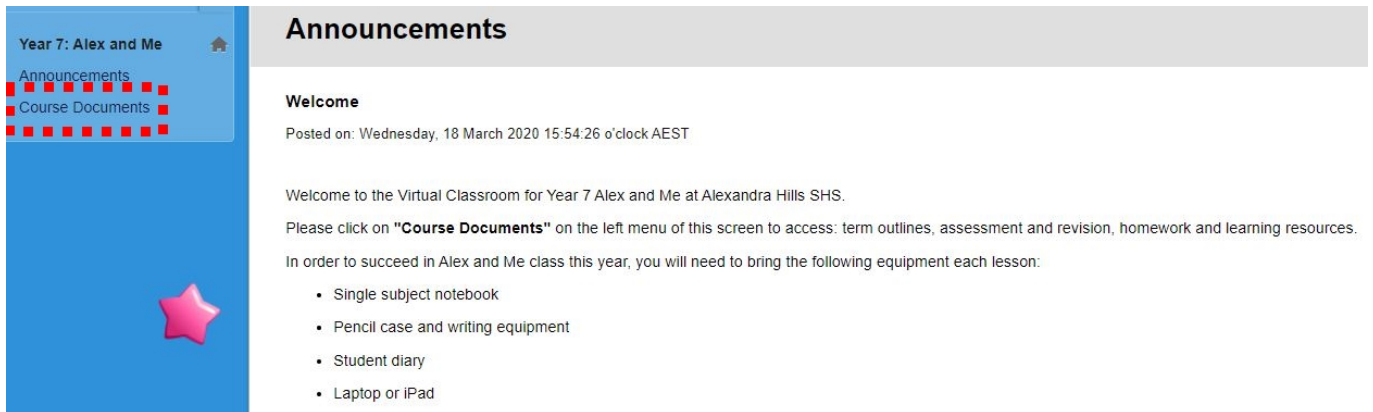
My Courses


Courses where you are: Student


- Year 8 CORE Science AHSHS**
- Year 8: English**
- Year 8: Italian**
 - Announcements:
 - › Welcome
- Year 8L: HPE**
 - Announcements:
 - › Food For Life Assignment
- Year 8: Maths**
- Year 8 Performing Arts**
- Year 8: Social Science**
- Year 8: Textiles Studies**
- Year 8: Visual Art**
 - Announcements:
 - › Welcome

4) ACCESS COURSE DOCUMENTS

A link to “course documents” is on the left hand side of each subject page, to access term outlines, assessment and revision, homework and learning resources.



Year 7: Alex and Me 

Announcements
Course Documents


Announcements

Welcome

Posted on: Wednesday, 18 March 2020 15:54:26 o'clock AEST

Welcome to the Virtual Classroom for Year 7 Alex and Me at Alexandra Hills SHS.

Please click on "**Course Documents**" on the left menu of this screen to access: term outlines, assessment and revision, homework and learning resources.

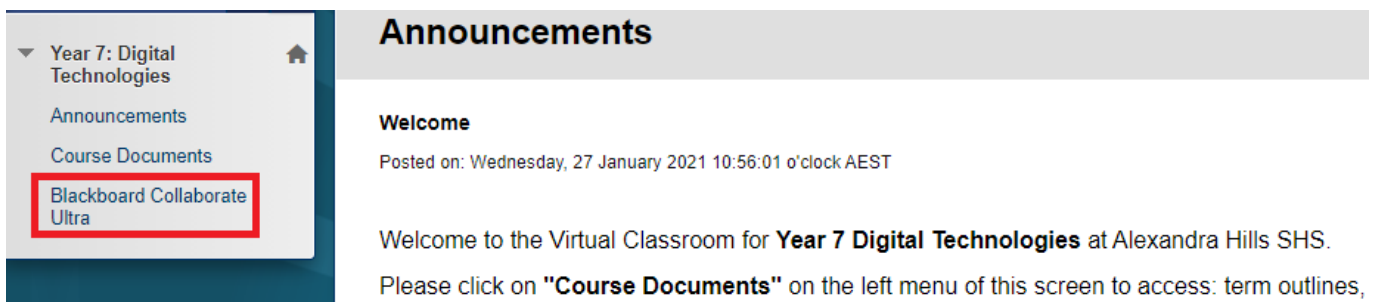
In order to succeed in Alex and Me class this year, you will need to bring the following equipment each lesson:


- Single subject notebook
- Pencil case and writing equipment
- Student diary
- Laptop or iPad

How to access Blackboard Collaborate (only used during lockdown)

1) OPEN COLLABORATE

In your Blackboard course, click on the “Blackboard Collaborate Ultra” link on the side menu.



Year 7: Digital Technologies 

Announcements
Course Documents
Blackboard Collaborate Ultra

Announcements

Welcome

Posted on: Wednesday, 27 January 2021 10:56:01 o'clock AEST

Welcome to the Virtual Classroom for **Year 7 Digital Technologies** at Alexandra Hills SHS.

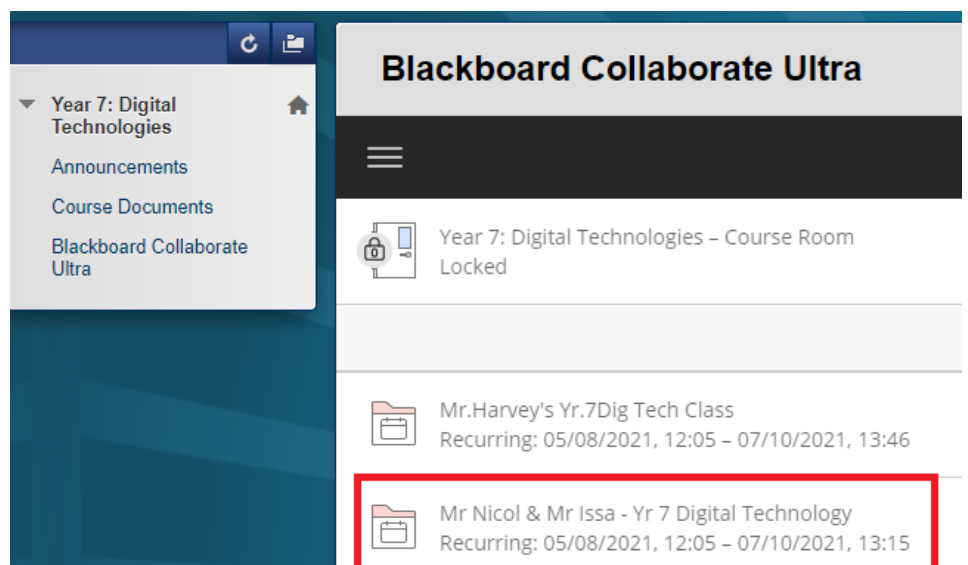
Please click on "**Course Documents**" on the left menu of this screen to access: term outlines,

2) JOIN THE COLLABORATE MEETING SESSION

Click on your class at the agreed time to join the meeting

The teacher can then share audio and visual content with you.

A discussion thread, for you to type questions, will also be on the right of the screen.



Blackboard Collaborate Ultra

Year 7: Digital Technologies – Course Room
Locked

Mr.Harvey's Yr.7Dig Tech Class
Recurring: 05/08/2021, 12:05 – 07/10/2021, 13:46

Mr Nicol & Mr Issa - Yr 7 Digital Technology
Recurring: 05/08/2021, 12:05 – 07/10/2021, 13:15